


MIRACLE INDUSTRIES LIMITED

STATEMENT OF FINANCIAL POSITION (UN AUDITED)

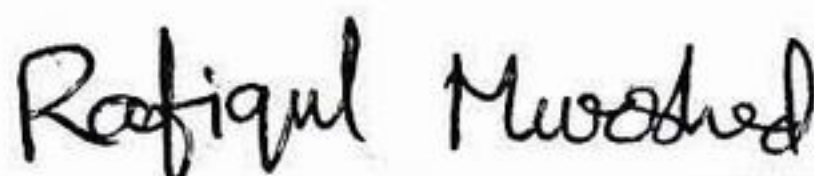
As at 31st December-2013

Figure in '000' Taka

PARTICULARS	Consolidated as on Dec 31 2013	Consolidated as on June 30 2013
I. SOURCES OF FUND		
A. SHARE HOLDERS' FUND:	350,632	348,060
Share Capital	230,006	230,006
Tax Holiday Reserve	76,575	76,575
Capital Reserve	4,354	4,354
Retained Earnings	39,698	37,125
B. LONG TERM LIABILITIES:	44,033	48,267
Long Term Loan (HBL)	44,033	48,267
TOTAL SOURCES OF FUND (A+B)	394,665	396,328
II. APPLICATION OF FUND		
A. NON-CURRENT ASSETS:	317,140	337,353
Property, Plant & Equipment	314,566	334,461
Other Non-Current Assets :		
Investment in Share	772	772
Loan processing Fee (HBL)	1,802	2,120
B. CURRENT ASSETS:	645,901	678,745
Inventories	281,062	327,578
Advance Income Tax	199,693	193,400
Advance, Deposits & Prepayment	50,874	21,854
Accounts Receivables	103,356	135,741
Cash & Bank Balance	10,917	171
C. CURRENT LIABILITIES:	568,377	619,771
Creditor for Goods	23,281	29,649
Creditor for Expenses	38,366	32,572
Creditors for Other Finance	9,866	9,894
Workers Profit Participation Fund	2,517	2,312
Provision for Income Tax	46,065	44,521
Dividend (Unclaimed)	2,439	2,439
Short Term Bank Loan	185,747	202,916
Others Short Term Loan	260,095	295,468
D. WORKING CAPITAL: (B-C)	77,525	58,975
TOTAL APPLICATION OF FUND (A+D)	394,665	396,328




For Chief Financial Officer



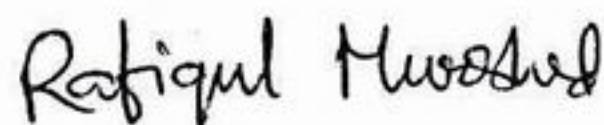
Managing Director

MIRACLE INDUSTRIES LIMITED
CONSOLIDATED STATEMENT OF COMPREHENSIVE INCOME(UN-AUDITED)
FOR THE PERIOD JULY, 13 TO DEC-13 (UN AUDITED)

PARTICULARS	Figure in '000'			
	July,2013 to Dec,2013	July,2012 to Dec,2012	Oct,2013 to Dec,2013	Oct,2012 to Dec,2012
A. Turnover	233,622	214,654	130,073	123,146
B. Cost of Goods Sold	195,048	182,190	109,117	103,435
C. GROSS PROFIT (A-B)	38,575	32,465	20,956	19,712
D. Administrative & General Expenses	11,212	14,062	6,060	8,145
E. Selling & Distribution Expenses	7,018	5,392	3,704	2,825
F. TOTAL ADMIN. & GEN. EXP (D+E)	18,230	19,454	9,764	10,970
G. OPERATING PROFIT (C-F)	20,344	13,011	11,192	8,742
H. Less:Financial Expenses	16,022	17,956	8,036	8,336
I. OTHERS INCOME	-	114	-	-
J. PROFIT BEFORE WPPF (G-H+I)	4,322	(4,831)	3,156	406
K. Less: Provision for WPPF (5% of Net Profit)	206	-	150	-
L. NET PROFIT BEFORE TAX (J-K)	4,116	(4,831)	3,006	406
M. Less: Provision for Income Tax	1,544	-	1,127	-
N. NET PROFIT AFTER TAX (K-L-M)	2,573	(4,831)	1,879	406
Retained Earnings up to Previous year	37,125	45,882	37,125	40,644
Returned earnings during the period	2,573	(4,831)	1,879	406
Total Retain Earnings	39,698	41,050	39,004	41,050
Capital Gain on sale land				3,171
Capital Gain on transferred to capital reserve				(3,171)
Retained Earnings Carried forward	39,698	41,050	39,004	41,050
EPS(After Income tax Provision)	0.11	(0.22)	0.08	0.02



For Chief Financial Officer



Managing Director

MIRACLE INDUSTRIES LIMITED

113/B Tejgoan I/A Dhaka -1208

CASH FLOW STATEMENT

FOR THE PERIOD FROM JULY,2013 TO DEC,2013

PARTICULARS	Figure in '000' Taka	
	July,2013 to Dec,2013	July,2012 to Dec,2012
A CASH FLOWS FROM OPERATING ACTIVITIES:	67,560	61,459
Collection from Sales	266,008	225,661
Payment for Costs & Expenses	(178,145)	(139,670)
Payment of Income Tax	(6,292)	(7,705)
Financial Expenses	(14,011)	(16,827)
B CASH FLOW FROM INVESTING ACTIVITIES:	(38)	(5,323)
Acquisition of Property, Plant & Equipment	(38)	(106)
Civil Construction Work In Progress	-	(5,217)
C CASH FLOW FROM FINANCING ACTIVITIES:	(56,776)	(49,427)
Short Term Bank Loan	(17,169)	(130,999)
Other Short Term Loan	(35,373)	85,458
Long Term Bank Loan	(4,234)	(3,886)
D TOTAL CASH OUT FLOW (B+C)	(56,814)	(54,750)
E NET CASH INFLOW/(OUT FLOW) (A+D)	10,746	6,709
CASH & CASH EQUIVALENTS (OPENING BALANCES)	171	141
G CASH & CASH EQUIVALENTS (CLOSING BALANCES)	10,917	6,850
OPERATING CASH FLOW PER SHARE	2.94	2.81



 For Chief Financial Officer


 Managing Director

MIRACLE INDUSTRIES LIMITED
STATEMENT OF CHANGES IN EQUITY
 FOR THE PERIOD FROM JULY-13 TO DEC,13

PARTICULARS	Share Capital	Tax Holiday Reserve	Capital Reserve	Retained Earnings	Figure in '000'
					Taka
					Total
Balance at July01,2013	230,006	76,575	4,354	37,125	348,060
Net Profit for the year after tax	-	-	-	2,573	2,573
Stock Dividend	-	-	-	-	-
Balance at Dec.31 2013	230,006	76,575	4,354	39,698	350,632

PARTICULARS	Share Capital	Tax Holiday Reserve	Capital Reserve	Retained Earnings	Figure in '000'
					Taka
					Total
Balance at July01,2012	219,053	76,575	1,282	45,882	342,791
Net profit /(loss) for the period	-	-	-	(4,831)	(4,831)
Capital Gain on sales of land	-	-	-	3,171	3,171
Capital Gain transferd to capital reserve	-	-	3,171	(3,171)	-
Stock Dividend	-	-	-	-	-
Balance at Dec.31 2012	219,053	76,575	4,453	41,050	341,131


 Chief Financial Officer


 Managing Director